

Particles and decays in the Scikit-HEP project

Eduardo Rodrigues, Henry Schreiner
University of Cincinnati , Princeton University

LHCb Week, 18th June 2019

 **Particle**

PDG particle data
and identification codes

 Decay
Language

Parse decay files, describe and
convert particle decays between
digital representations

The grand picture – the Scikit-HEP project



- ❑ Create an ecosystem for particle physics data analysis in Python
- ❑ Initiative to improve the interoperability between HEP tools and the scientific ecosystem in Python
 - Expand the typical toolkit for particle physicists
 - Set common APIs and definitions to ease “cross-talk”
- ❑ Initiative to build a community of developers and users
 - Community-driven and community-oriented project
- ❑ Effort to improve discoverability of relevant tools



Collaboration



Reproducibility



Interoperability



Sustainability

Who uses (some of) Scikit-HEP ?

Software projects



[Coffea](#) - a prototype [Analysis System](#) incorporating Scikit-HEP packages to provide a light-weight, scalable, portable, and user-friendly interface for columnar analysis of HEP data. Some of the sub-packages of Coffea may become Scikit-HEP packages as development continues.

The [zfit](#) project - it provides a model fitting library based on TensorFlow and optimised for simple and direct manipulation of probability density functions.

Experiment collaborations



[BelleII](#) - the Belle II experiment at KEK, Japan.



[CMS](#) - the Compact Muon Solenoid experiment at CERN, Switzerland.

Phenomenology projects



[flavio](#) - flavour physics phenomenology in the Standard Model and beyond.



***PDG particle data
and identification codes***


and identification codes
PDG particle data

Particle package – motivation

- ❑ The [Particle Data Group](#) (PDG) provides a **downloadable table of particle masses, widths, charges and Monte Carlo particle ID numbers (PDG IDs)**
 - Most recent file [here](#)
- ❑ It also provided an **experimental file with extended information** (spin, quark content, P and C parities, etc.) until 2008 *only*, see [here](#) (not widely known!)
- ❑ But **anyone wanting to use these data**, the only readily available, **has to parse the file programmatically**
- ❑ Why not make a Python package to deal with all these data, for everyone?
- ❑ The **C++ HepPID and HepPDT libraries provide functions for processing particle ID codes** in the standard particle (aka PDG) numbering scheme
- ❑ Different event generators have their separate set of particle IDs: Pythia, EvtGen, etc.
- ❑ Again, why not make a package providing all functionality/conversions, Python-ically, for everyone?



Particle package – overview

- ❑ **Pythonic interface to PDG particle data table and particle identification codes**
 - ❑ **With extra goodies**
 - ❑ **2 separate submodules**
 - ❑ **Comprehensive documentation (docstrings)**
 - ❑ **Continuous Integration (CI): extensive tests for excellent test coverage**
 - In packages such as these, tests should target both the code itself but also the physics it deals with!
 - ❑ **We use [Azure DevOps](#)**
 - **Seamlessly test on Linux, macOS and Windows**
- 

Azure Pipelines succeeded coverage 97% tests 1742 passed, 78 skipped

The image shows a horizontal bar representing CI status. It is divided into four segments: 1. 'Azure Pipelines' with a key icon, 2. 'succeeded' in green, 3. 'coverage 97%' in green, and 4. 'tests 1742 passed, 78 skipped' in green.

Particle package – PDG IDs module overview

- ❑ **Process and query PDG IDs, and more** – no look-up table needed
 - Current version of package reflects the latest version of the **HepPID & HepPDT utility functions** defined in the [C++ HepPID and HepPDT versions 3.04.01](#)
 - It contains more functionality than that available in the C++ code ... and minor fixes too
- ❑ **Definition of a PDGID class, PDG ID literals, and set of standalone HepPID functions to query PDG IDs** (`is_meson`, `has_bottom`, `j_spin`, `charge`, etc.)
 - All PDGID class functions are available standalone
- ❑ **PDG ID queries also available on the command line**
- ❑ **PDGID class**
 - Wrapper class for PDG IDs
 - Behaves like an int, with extra goodies
 - Large spectrum of properties and methods, i.e. the functions defined in the HepPID and HepPDT C++ libraries, with a Pythonic interface, and yet more
 - To print them all:

```
In [8]: print(PDGID(2212).info())
```

A	1
C	None
J	0.5

```
In [1]: from particle import PDGID
        pid = PDGID(211)
        pid
```

```
Out[1]: <PDGID: 211>
```

```
In [2]: pid.is_meson
```

```
Out[2]: True
```

```
In [3]: pid = PDGID(99999999)
        pid
```

```
Out[3]: <PDGID: 99999999 (is_valid==False)>
```

```
In [4]: from particle.pdgid import is_meson
        is_meson(211)
```

```
Out[4]: True
```

Particle package – particle module overview

- Simple and natural API to deal with the PDG particle data table, with powerful look-up and search utilities

- Definition of a `Particle` class and particle name literals

 - Typical queries should be, and are, 1-liners

```
In [7]: from particle import Particle, SpinType

Particle.findall(lambda p: p.pdgid.is_meson and p.pdgid.has_charm and p.spin_type==SpinType.PseudoScalar)

Out[7]: [<Particle: name="D+", pdgid=411, mass=1869.65 ± 0.05 MeV>,
<Particle: name="D-", pdgid=-411, mass=1869.65 ± 0.05 MeV>,
<Particle: name="D0", pdgid=421, mass=1864.83 ± 0.05 MeV>,
<Particle: name="D~0", pdgid=-421, mass=1864.83 ± 0.05 MeV>,
<Particle: name="D(s)+", pdgid=431, mass=1968.34 ± 0.07 MeV>,
<Particle: name="D(s)-", pdgid=-431, mass=1968.34 ± 0.07 MeV>,
<Particle: name="eta(c)(1S)", pdgid=441, mass=2983.9 ± 0.5 MeV>,
<Particle: name="B(c)+", pdgid=541, mass=6274.9 ± 0.8 MeV>,
<Particle: name="B(c)-", pdgid=-541, mass=6274.9 ± 0.8 MeV>,
<Particle: name="eta(c)(2S)", pdgid=100441, mass=3637.6 ± 1.2 MeV>]
```

- Advanced usage: ability to specify or build a particle data table, conversion tools

- Particle / PDG ID searches available on the command line too

Particle package – data files

□ All data files stored under `particle/data/`

□ **PDG particle data files**

- Original PDG data files, which are in a fixed-width format
- Code uses “digested forms” of the PDG files, stored as CSV, for optimised querying
- Latest PDG data used by default (2019 at present)
- Advanced usage: user can load older PDG table, load a “user table” with new particles, append to default table

ID	Mass	MassUpper	MassLower	Width	WidthUpper	WidthLower	I	G	P	C	Anti	Charge	Rank	Status	Name	Quarks
...																
441	2983.9	0.5	0.5	32	0.8	0.8	0	1	-1	1	0	0	0	0	eta(c)(1S)	cC
443	3096.9	0.006	0.006	0.0929	0.0028	0.0028	0	-1	-1	-1	0	0	0	0	J/psi(1S)	cC
445	3556.17	0.07	0.07	1.97	0.09	0.09	0	1	1	1	0	0	0	0	chi(c2)(1P)	cC
...																

□ **Other data files**

- CSV file for mapping of PDG IDs to particle LaTeX names

Particle package – particle look-up

□ Particle class

- Standard look-up via `from_pdgid(...)`
- Various other `from_x(...)` methods exist

□ - Large spectrum of properties and methods:

- Get particle properties
- Deal with underlying particle table
- Powerful search engine ...

```
In [1]: from particle import Particle
Particle.from_pdgid(-14122)
```

```
Out[1]:  $\bar{\Lambda}_c(2593)^-$ 
```

```
In [2]: Particle.from_string('pi-')
```

```
Out[2]:  $\pi^-$ 
```

```
In [3]: from IPython.core.display import display, HTML, Latex
```

```
print(Particle.from_pdgid(-10311).__repr__())
display(HTML('\t HTML name: {0}'.format(Particle.from_pdgid(-10311).html_name)))
display(Latex('\t LaTeX name: ${0}$'.format(Particle.from_pdgid(-10311).latex_name)))
```

```
<Particle: name="K(0)*(1430)~0", pdgid=-10311, mass=1430 ± 50 MeV>
```

```
HTML name:  $\bar{K}_0^*(1430)^0$ 
```

```
LaTeX name:  $\bar{K}_0^*(1430)^0$ 
```

```
In [11]: from particle.particle import literals as lp
print(lp.K_0st_1430_0_bar.pdgid)
print(Particle.from_pdgid(-10311).programmatic_name)
<PDGID: -10311>
K_0st_1430_0_bar
```

□ Particle literals

- Easily recognizable names for manipulations, e.g. in plots

Particle package – powerful particle search

- ❑ `Particle.find(...)` – search a single match (exception raised if multiple particles match the search specifications)
- ❑ `Particle.findall(...)` – search a list of candidates

- ❑ **Powerful search methods**
that can query any particle property!
- ❑ **One-line queries**

```
In [16]: print(Particle.find('J/psi').describe())

Name: J/psi(1S)      ID: 443      Latex: $J/\psi(1S)$
Mass = 3096.900 ± 0.006 MeV
Lifetime = 7.09e-12 ± 2.2e-13 ns
Q (charge) = 0      J (total angular) = 1.0      P (space parity) = -
C (charge parity) = -      I (isospin) = 0      G (G-parity) = -
SpinType: SpinType.Vector
Quarks: cC
Antiparticle name: J/psi(1S) (antiparticle status: Same)
```

- ❑ **E.g., trivially find all pseudoscalar charm mesons:**

```
In [7]: from particle import Particle, SpinType

Particle.findall(lambda p: p.pdgid.is_meson and p.pdgid.has_charm and p.spin_type==SpinType.PseudoScalar)

Out[7]: [<Particle: name="D+", pdgid=411, mass=1869.65 ± 0.05 MeV>,
<Particle: name="D-", pdgid=-411, mass=1869.65 ± 0.05 MeV>,
<Particle: name="D0", pdgid=421, mass=1864.83 ± 0.05 MeV>,
<Particle: name="D~0", pdgid=-421, mass=1864.83 ± 0.05 MeV>,
<Particle: name="D(s)+", pdgid=431, mass=1968.34 ± 0.07 MeV>,
<Particle: name="D(s)-", pdgid=-431, mass=1968.34 ± 0.07 MeV>,
<Particle: name="eta(c)(1S)", pdgid=441, mass=2983.9 ± 0.5 MeV>,
<Particle: name="B(c)+", pdgid=541, mass=6274.9 ± 0.8 MeV>,
<Particle: name="B(c)-", pdgid=-541, mass=6274.9 ± 0.8 MeV>,
<Particle: name="eta(c)(2S)", pdgid=100441, mass=3637.6 ± 1.2 MeV>]
```


Decay Language

***Parse decay files, describe and
convert particle decays
between digital representations***

between digital representations
convert particle decays
Parse decay files, describe and

DecayLanguage package – motivation and overview

Motivation

- ❑ Ability to describe decay-tree-like structures
- ❑ Provide a translation of decay amplitude models from AmpGen to GooFit
 - Idea is to generalise this to other decay descriptions
- ❑ Any experiment uses event generators which, among many things, need to describe particle decay chains
- ❑ Programs such as EvtGen rely on so-called .dec decay files
- ❑ Many experiments need decay data files
- ❑ Why not make a Python package to deal with decay files, for everyone?

Overview

- ❑ Tools to parse decay files and programmatically manipulate them, query, display information
 - Descriptions and parsing built atop the Lark parser
- ❑ Tools to translate decay amplitude models from AmpGen to GooFit, and manipulate them

AMPGEN

Library and set of applications for fitting and generating multi-body particle decays using the isobar model

GooFit
CUDA/OpenMP
Fitting Framework
for C++ & Python



DecayLanguage package – decay files

“Master file” DECAF.DEC

- ❑ Gigantic file defining decay modes for all relevant particles, including decay model specifications
- ❑ LHCb example:
 - ~ 450 particle decays, thousands of decay modes, over 11k lines in total

```
Define dm 0.507e12
...

Alias      B0sig          B0
Alias      anti-B0sig     anti-B0
ChargeConj B0sig          anti-B0sig
...

Decay pi0
0.988228297 gamma gamma PHSP;
0.011738247 e+ e- gamma PIO_DALITZ;
0.000033392 e+ e+ e- e- PHSP;
0.000000065 e+ e- PHSP;
Enddecay
...

CDecay tau+
...
```

User .dec files

- ❑ Needed to produce specific MC samples
- ❑ Typically contain a single decay chain (except if defining inclusive samples)

```
# Decay file for [B_c+ -> (B_s0 -> K+ K-) pi+]cc

Alias      B_c+sig        B_c+
Alias      B_c-sig        B_c-
ChargeConj B_c+sig        B_c-sig
Alias      MyB_s0         B_s0
Alias      Myanti-B_s0    anti-B_s0
ChargeConj MyB_s0         Myanti-B_s0

Decay B_c+sig
  1.000    MyB_s0    pi+    PHOTOS PHSP;
Enddecay
CDecay B_c-sig
Decay MyB_s0
  1.000    K+    K-    SSD_CP 20.e12 0.1 1.0 0.04 9.6 -0.8 8.4 -0.6;
Enddecay
CDecay Myanti-B_s0
```

DecayLanguage package – decay file parsing and display

- ❑ **Parsing should be simple**

- Expert users can configure parser choice and settings, etc.

- ❑ **Parsing should be (reasonably) fast**

- Example of LHCb's master DECAY.DEC file:

- Over 11k lines in total, ~ 450 particle decays, ~60 charge-conjugate decays created on-the-fly ('CDecay' statements), thousands of decay modes

```
p = DecFileParser(DIR / 'decaylanguage/data/DECAY_LHCB.DEC')
%timeit p.parse()

2.07 s ± 182 ms per loop (mean ± std. dev. of 7 runs, 1 loop each)

p.number_of_decays

506
```

- ❑ After parsing, **many queries are possible**

- ❑ One can also visualise decay chains ... 😊

Decay chain – simplest view with no sub-decays shown

```
from decaylanguage import DecFileParser

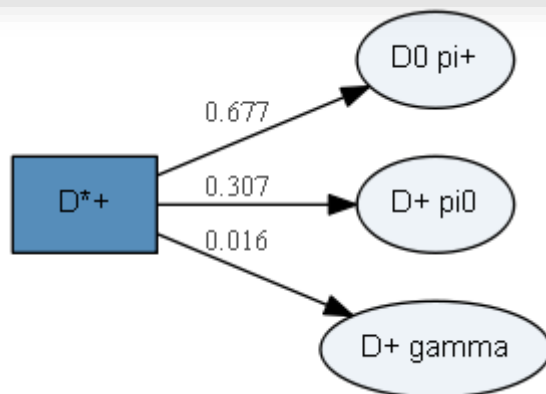
p = DecFileParser('Dst.dec')
p.parse()
p

<DecFileParser: decfile='Dst.dec', n_decays=5>
```

```
from decaylanguage.decay.viewer import DecayChainViewer

chain = p.build_decay_chain('D*+', stable_particles=['D0', 'D+', 'pi0'])

dcv = DecayChainViewer(chain)
dcv
```



```
Decay D*+
0.6770  D0  pi+          VSS;
0.3070  D+  pi0          VSS;
0.0160  D+  gamma       VSP_PWAVE;
Enddecay

Decay D*-
0.6770  anti-D0 pi-      VSS;
0.3070  D-   pi0        VSS;
0.0160  D-   gamma      VSP_PWAVE;
Enddecay

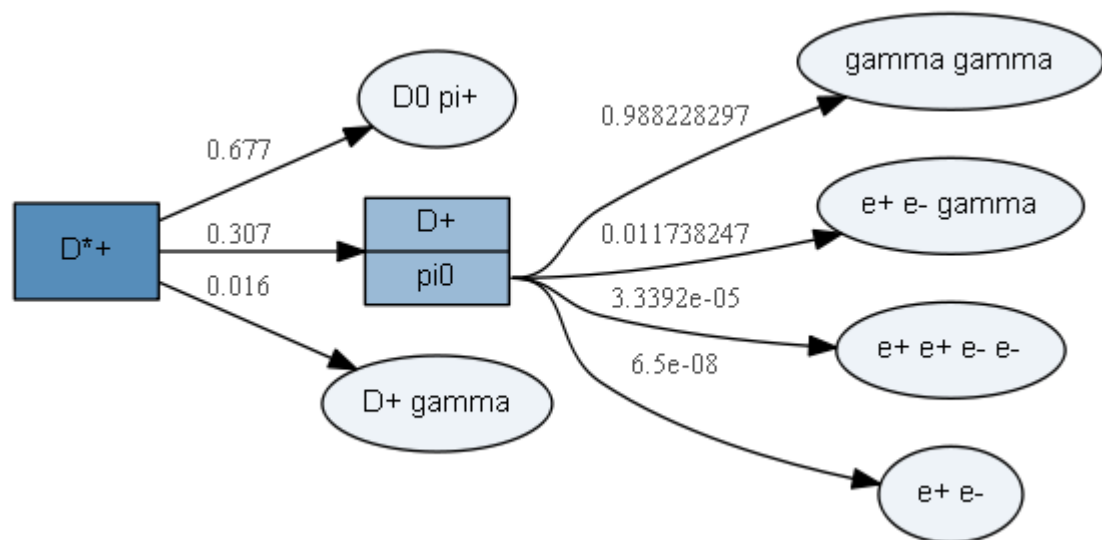
Decay D0
1.0     K-   pi+          PHSP;
Enddecay

Decay D+
1.0     K-   pi+  pi+  pi0  PHSP;
Enddecay

Decay pi0
0.988228297  gamma  gamma          PHSP;
0.011738247  e+    e-    gamma      PI0_DALITZ;
0.000033392  e+    e+    e-    e-    PHSP;
0.000000065  e+    e-          PHSP;
Enddecay
```

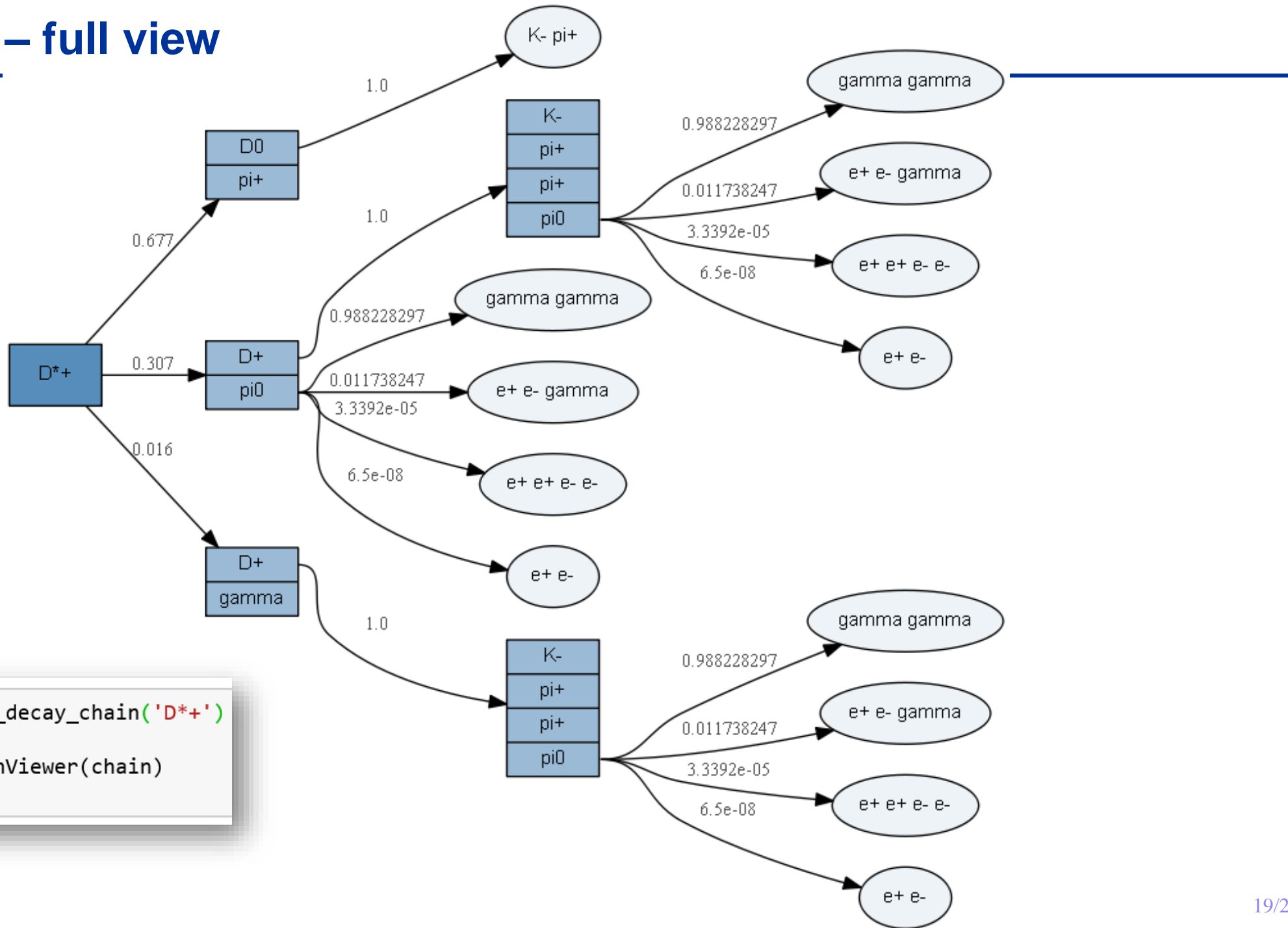
(Considered by itself, this file is in fact incomplete, as there are no instructions on how to decay the anti-D0 and the D-. Good enough for illustration purposes, though.)

Decay chain – π^0 decays displayed



```
chain = p.build_decay_chain('D*+', stable_particles=['D0', 'D+'])  
dcv = DecayChainViewer(chain)  
dcv
```

Decay chain – full view



```
chain = p.build_decay_chain('D*+')
dcv = DecayChainViewer(chain)
dcv
```

DecayLanguage package – conversion of decay models / representations

□ Decay chains

- A universal modelling of decay chains would profit many use cases, e.g. description of components for amplitude analyses

□ Present code understands AmpGen syntax and can generate code for the GooFit fitter

□ Note:

makes use of the `Particle` package

```
[2]: lines, parameters, constants, states = AmplitudeChain.read_ampgen(text='''
      EventType D0 K- pi+ pi+ pi-

      D0[D]{K*(892)bar0{K-,pi+},rho(770)0{pi+,pi-}}                                0 1 0.1 0 1 0.1

      K(1460)bar-_mass 0 1460 1
      K(1460)bar-_width 0 250 1

      a(1)(1260)+::Spline::Min 0.18412
      a(1)(1260)+::Spline::Max 1.86869
      a(1)(1260)+::Spline::N 34
      ''')

[3]: lines[0].all_particles

[3]: {<Particle: name="rho(770)0", pdgid=113, mass=775.3 ± 0.2 MeV>,
      <Particle: name="pi+", pdgid=211, mass=139.57061 ± 0.00024 MeV>,
      <Particle: name="pi-", pdgid=-211, mass=139.57061 ± 0.00024 MeV>,
      <Particle: name="K*(892)~0", pdgid=-313, mass=895.55 ± 0.20 MeV>,
      <Particle: name="K-", pdgid=-321, mass=493.677 ± 0.016 MeV>,
      <Particle: name="D0", pdgid=421, mass=1864.83 ± 0.05 MeV>}
```

DecayLanguage package – future directions & developments

Decay files

❑ Streamline and enhance the .dec parser

- Ex.: syntax such as

```
p.find_decay_chains(final_state=['K+', 'K-', 'pi+', 'pi-'], extra_particles=['pi0'])
```

could be a neat/trivial way to query the master DECAY.DEC and
“find all decay chains leading to either ‘K+ K- pi+ pi-’ or ‘K+ K- pi+ pi- pi0’”

❑ Provide a universal description and visualisation of decay trees (a lot done on this in the last week ...)

- We already have customers interested, e.g. visualisation of decays in [pyhepmc](#)

Decay models / representations

❑ Implement more backend formats: GooFit in Python, etc.

❑ Longer term – implement decay logic inside model descriptions

- Provide a reference for other packages

Interested ? Want to try it ?

Particle

❑ GitHub: <https://github.com/scikit-hep/particle/>

❑ Releases: [PyPI](#) 

❑ Kindly recognise software work – cite us: DOI 

DecayLanguage

❑ GitHub: <https://github.com/scikit-hep/decaylanguage>

❑ Releases: [PyPI](#) 

Scikit-HEP project

❑ GitHub: <https://github.com/scikit-hep/>

❑ Website: <http://scikit-hep.org/>

❑ Get in touch: <http://scikit-hep.org/get-in-touch.html>

See interactive demos:

- Particle 

- DecayLanguage 

Back-up

Вэск-ап

Particle package – PDG identification code literals

□ **Literals:** handy way to manipulate things with human-readable names

□ **PDGID literals**

- Provide (PDGID class) aliases for the most common particles, with easily recognisable names

□ All is consistent. Ex.:

```
In [5]: from particle.pdgid import literals as lid  
lid.pi_plus
```

```
Out[5]: <PDGID: 211>
```

```
In [6]: from particle.pdgid.literals import Lambda_b_0  
Lambda_b_0
```

```
Out[6]: <PDGID: 5122>
```

```
In [7]: Lambda_b_0.has_bottom
```

```
Out[7]: True
```

```
In [8]: Particle.from_pdgid(-10311).pdgid == literals.K_0st_1430_0_bar
```

```
Out[8]: True
```


DecayLanguage package – Lark parser grammar for decay files

- ❑ Decay file parser grammar:
decfile.lark !

- ❑ This file is enough to parse and understand decay files

```
start : _NEWLINE? (line _NEWLINE)+ ("End" _NEWLINE)?
?line : define | pythia_def | alias | chargeconj | commands | decay | cdecay | setlspw

pythia_def : "PythiaBothParam" LABEL ":" LABEL "=" (LABEL | SIGNED_NUMBER)
setlspw : "SetLineshapePW" label label label value
cdecay : "CDecay" label
define : "Define" label value

alias : "Alias" label label
chargeconj : "ChargeConj" label label

?commands : global_photos
global_photos : boolean_photos
boolean_photos : "yesPhotos" -> yes
                | "noPhotos" -> no

decay : "Decay" particle _NEWLINE decayline+ "Enddecay"
decayline : value particle* photos? model _NEWLINE // There is always a ; here
value : SIGNED_NUMBER
photos : "PHOTOS"

label : LABEL
particle : LABEL // Add full particle parsing here

model : MODEL_NAME model_options?
model_options : (value | LABEL)+

%import common.WS_INLINE
%import common.SIGNED_NUMBER

// New lines filter our comments too, and multiple new lines
_NEWLINE: ( /\r?\n[\t ]*/ | COMMENT )+

MODEL_NAME.2 : "BaryonPCR"|"BTO3PI_CP"|"BTOSLLALI"|"BTOSLLBALL"|"BTOXSGAMMA"|"BTOXSLL" | ...
LABEL : /[a-zA-Z0-9\-\+\_()'\!]+/
COMMENT : /[#][^\n]*/

// We should ignore comments
%ignore COMMENT

// Disregard spaces in text
%ignore WS_INLINE
```